

ADVISEE STUDENT CENTER: VIEW A STUDENT'S ENROLLMENT APPOINTMENT TIME

This instruction guide will walk you through how to view a Student's Registration Appointment Time via the Student Services Center in myUFL.

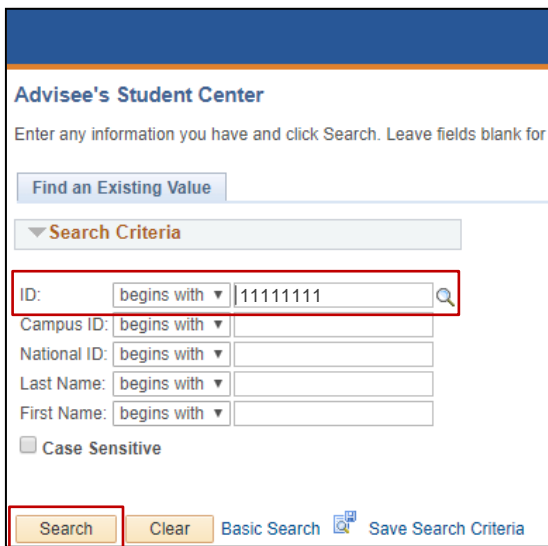
NAVIGATION

Use the following navigation to navigate to the Student Services Center:

1. Click the **NavBar** icon
2. Click **Main Menu**
3. Click **Student Information System**
4. Click **Self Service**
5. Click **Advisor Center**
6. Click **Advisee Student Center**

PROCESS

Use the following steps to view a student's appointment time:



Advisee's Student Center
Enter any information you have and click Search. Leave fields blank for

Find an Existing Value

▼ Search Criteria

ID: begins with ▼ 11111111 🔍

Campus ID: begins with ▼

National ID: begins with ▼

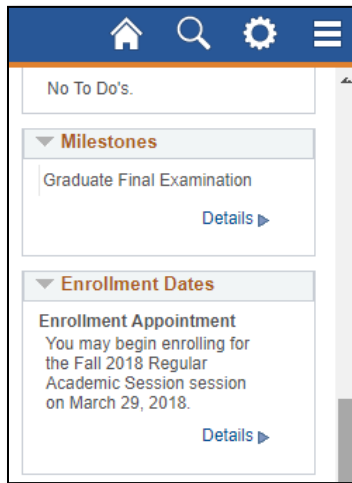
Last Name: begins with ▼

First Name: begins with ▼

Case Sensitive

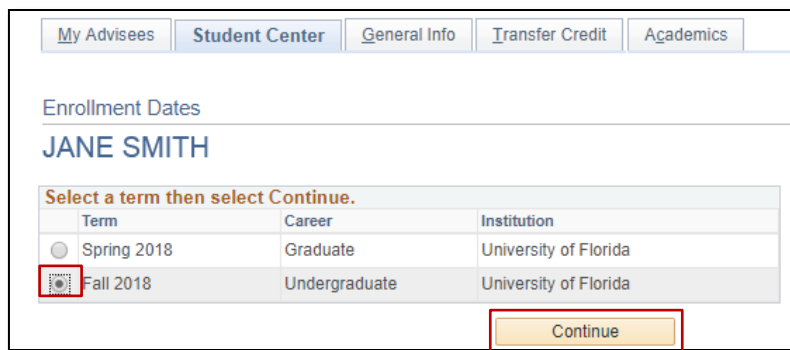
Search Clear Basic Search Save Search Criteria

1. Enter the student's UFID in the **ID** field
2. Click the **Search** button



3. If the page does not default to the **Student Center** tab, click on that tab
4. **Scroll down** to view the Enrollment Dates section
5. Click the **Details** link

6. Select the desired **term**
7. Click the **Continue** button



8. Here you can see the student's **Enrollment Appointment** time

Enrollment Appointments						
Session	Appointment Begins	Appointment Ends	Max Total Units	Max No GPA Units	Max Audit Units	Max Wait List Units
Regular Academic Session	March 29, 2018 12:00PM	March 29, 2018 12:01PM	18.00			
Regular Academic Session	April 2, 2018 9:45AM	August 21, 2018 5:00PM	18.00			

FOR ADDITIONAL ASSISTANCE

Technical Issues

The UF Computing Help Desk
352-392-HELP
helpdesk.ufl.edu

Policies and Directives

Office of the University Registrar
352-392-1374
registrar.ufl.edu