

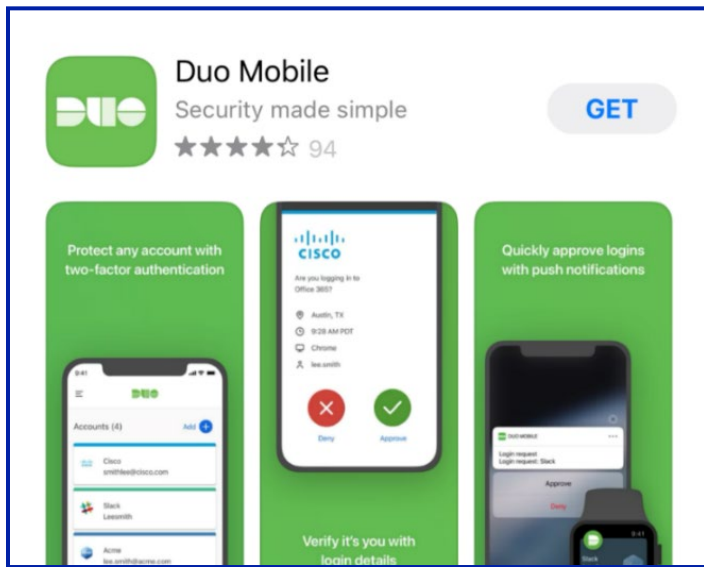
LOG INTO UF SAILPOINT IDENTITYNOW FOR THE FIRST TIME

DESCRIPTION

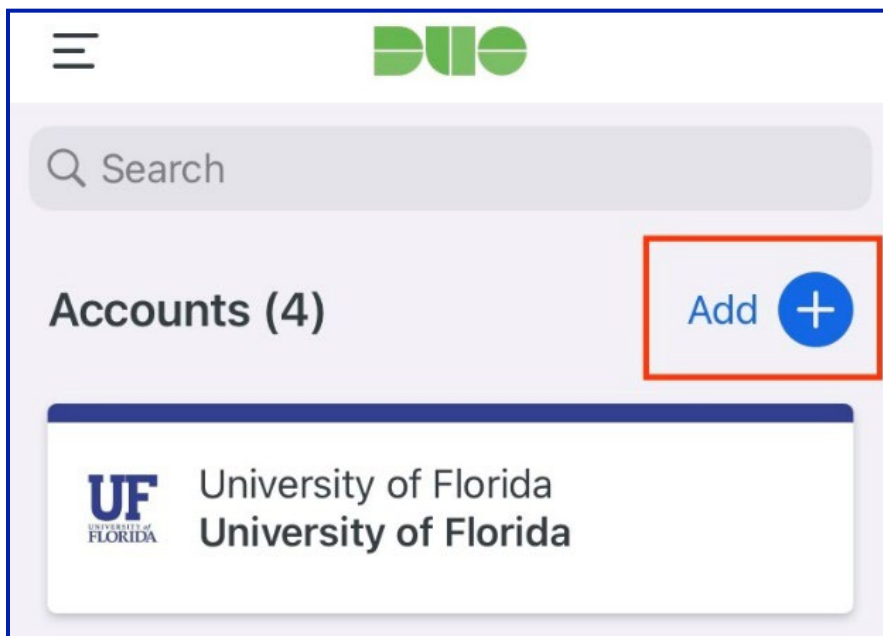
When logging into UF SailPoint IdentityNow for the first time, there is an additional security step of registering the UF SailPoint account onto your **Duo Mobile App**. After this initial setup, future logins will be streamlined.

INSTRUCTIONS

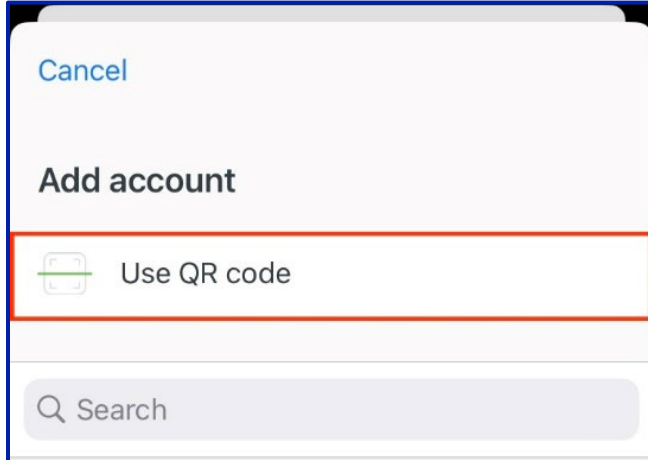
1. Open the **DUO Mobile App** on your phone.



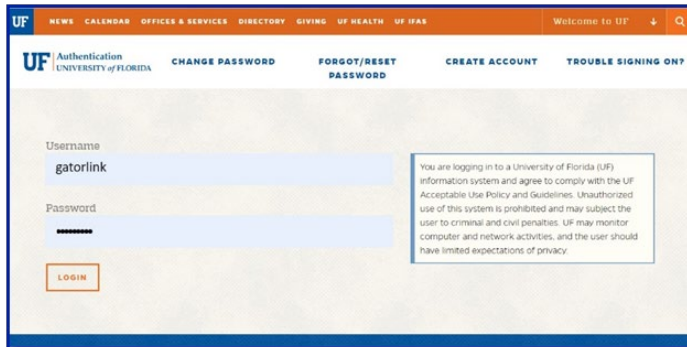
2. Click **Add +** (*first time login only*).



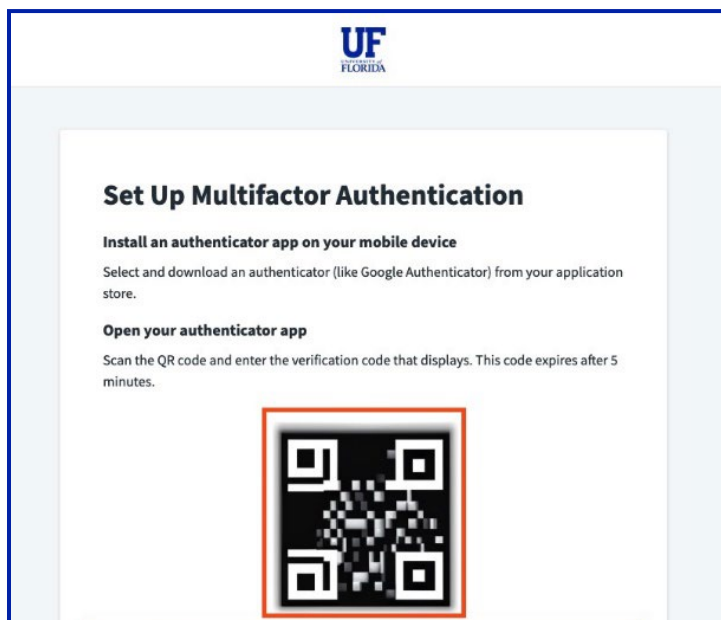
- Click **Use QR code** (keep this app open on your phone).



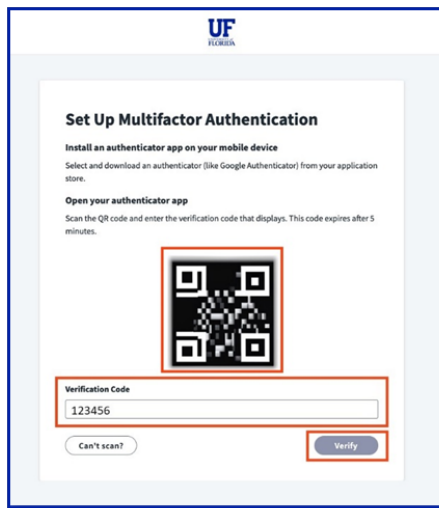
- Go to ufl.identitynow.com on your computer's web browser.
- Log into SailPoint with the standard UF SSO.




- With the Duo Mobile App, scan the QR code on your computer screen.



7. Enter the given 6-digit **Verification Code** on your computer screen into the Duo Mobile app and then click **Verify**.



TROUBLESHOOTING ERROR



If you receive a “Page Not Found” error, open another tab on your web browser and restart the instructions above. If you continue to have issues, please contact:

UF Computing Help Desk

- helpdesk.ufl.edu
- helpdesk@ufl.edu
- 352-392-HELP

FOR ADDITIONAL ASSISTANCE

Technical Issues

The UF Computing Help Desk
352-392-HELP
helpdesk.ufl.edu

Policies and Directives

UFIT: Identity & Access Management Services
ufit-ars@ad.ufl.edu
identity.it.ufl.edu